

**www.e-rara.ch**

## **Oryctographie du gouvernement de Moscou**

**Fischer de Waldheim, Gotthelf**

**Moscou, 1837**

**ETH-Bibliothek Zürich**

Shelf Mark: Rar 1868

Persistent Link: <https://doi.org/10.3931/e-rara-14680>

[Des fossiles.]

---

### **www.e-rara.ch**

Die Plattform e-rara.ch macht die in Schweizer Bibliotheken vorhandenen Drucke online verfügbar. Das Spektrum reicht von Büchern über Karten bis zu illustrierten Materialien – von den Anfängen des Buchdrucks bis ins 20. Jahrhundert.

e-rara.ch provides online access to rare books available in Swiss libraries. The holdings extend from books and maps to illustrated material – from the beginnings of printing to the 20th century.

e-rara.ch met en ligne des reproductions numériques d'imprimés conservés dans les bibliothèques de Suisse. L'éventail va des livres aux documents iconographiques en passant par les cartes – des débuts de l'imprimerie jusqu'au 20e siècle.

e-rara.ch mette a disposizione in rete le edizioni antiche conservate nelle biblioteche svizzere. La collezione comprende libri, carte geografiche e materiale illustrato che risalgono agli inizi della tipografia fino ad arrivare al XX secolo.

---

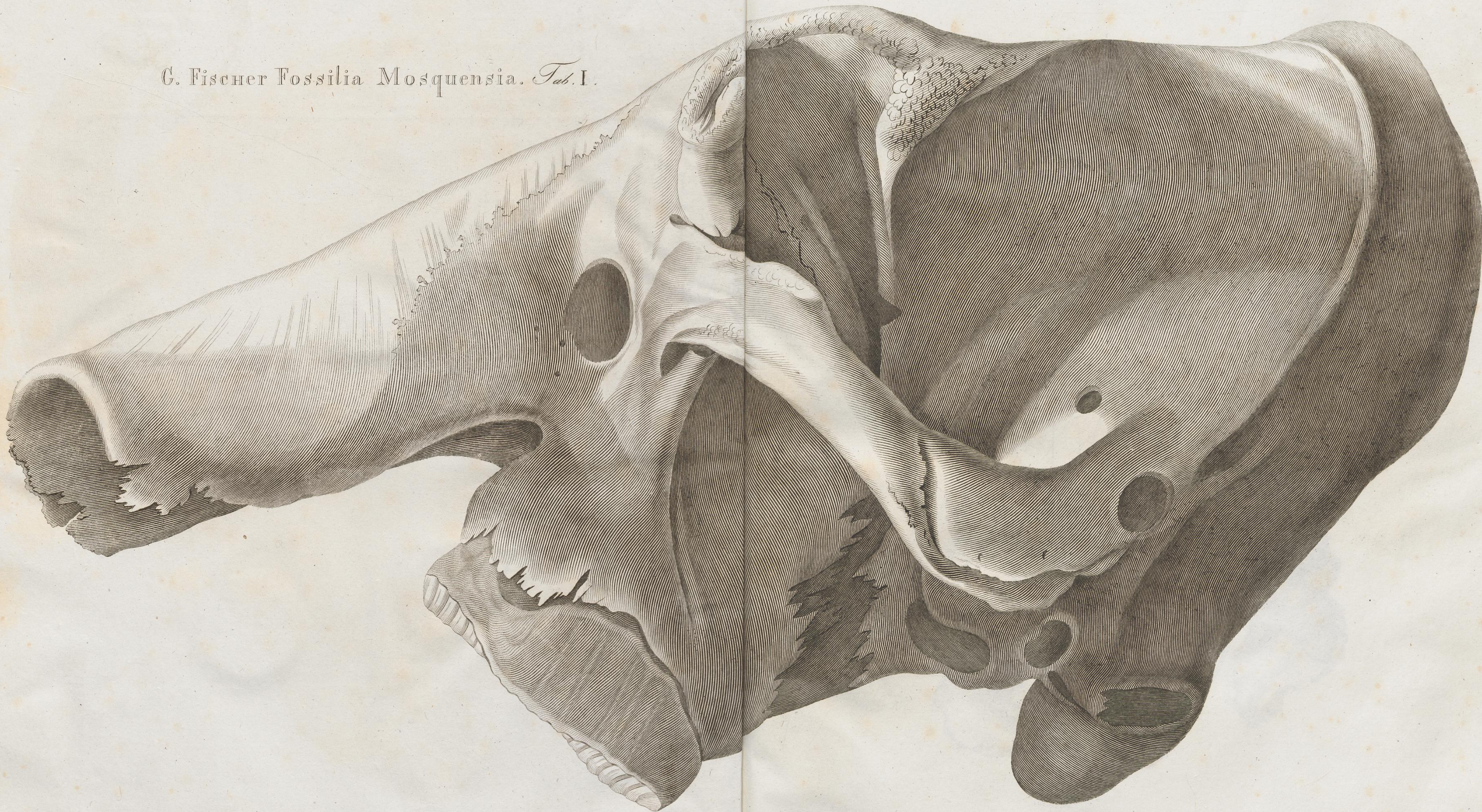
**Nutzungsbedingungen** Dieses Digitalisat kann kostenfrei heruntergeladen werden. Die Lizenzierungsart und die Nutzungsbedingungen sind individuell zu jedem Dokument in den Titelinformationen angegeben. Für weitere Informationen siehe auch [Link]

**Terms of Use** This digital copy can be downloaded free of charge. The type of licensing and the terms of use are indicated in the title information for each document individually. For further information please refer to the terms of use on [Link]

**Conditions d'utilisation** Ce document numérique peut être téléchargé gratuitement. Son statut juridique et ses conditions d'utilisation sont précisés dans sa notice détaillée. Pour de plus amples informations, voir [Link]

**Condizioni di utilizzo** Questo documento può essere scaricato gratuitamente. Il tipo di licenza e le condizioni di utilizzo sono indicate nella notizia bibliografica del singolo documento. Per ulteriori informazioni vedi anche [Link]

G. Fischer Fossilia Mosquensia. Tab. I.



ELEPHAS mammonteu. Fisch. Loogn. III. p. 319.

Valeri. ad nat. delin.


mitt. 2.

Maxim. Heron sculps.

*Fossilia Mosquensis.*

*Tab. 1<sup>a</sup>*







RHINOCEROS *ticheopsinus*. Fisch. Doogn. III. p. 304.

Christ. Koebel ad nat. delin.

Tab. 3.

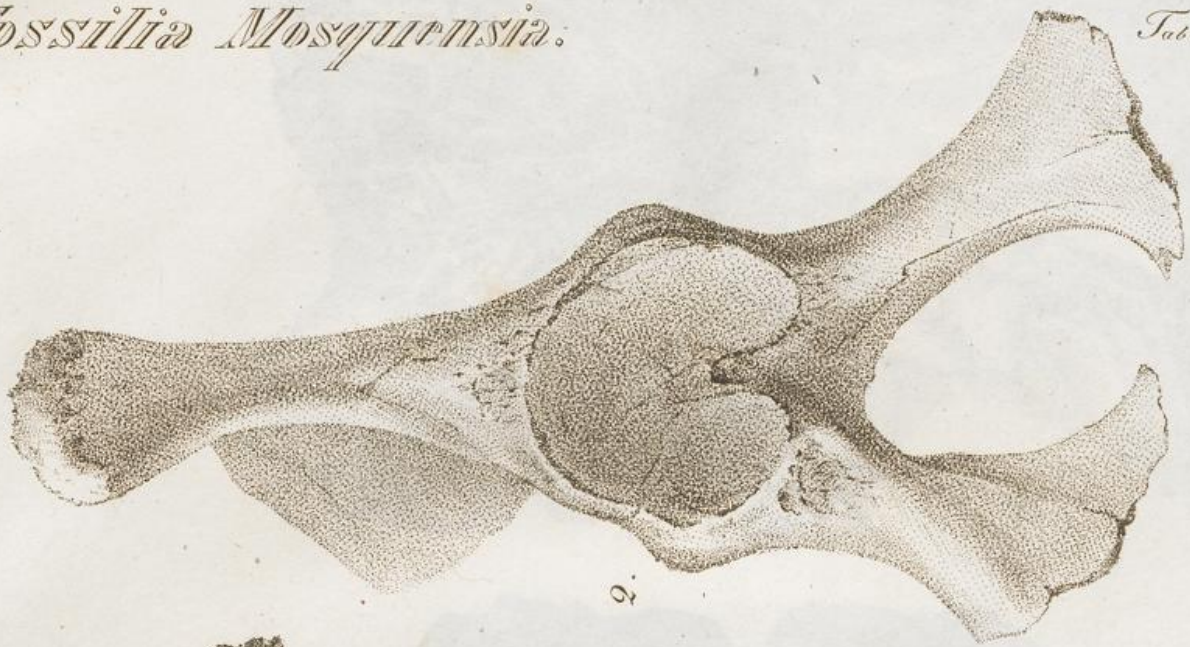
Mexican. Florow sculps.





*Fossilia Mosquensis.*

Tab. III.<sup>a</sup>



*Barren du Hippopotamus maximus.*  
 $\frac{1}{4}$  magn. nat.





*Poo multilobus. Fisch.*



*Tossilia Mosquensis.*

*Tal. III. 1.*






*Cervus megaloceros.*

*Fossilis Mosquensis.*

*Tab. III. c.*



*Fossilia Mosquensia.*

*Tab. IV.*




*At. Flower ad nat. delin. et sculps.*

*Magnit. 2.*

**DENS CROCODILI aut ICHTHYOSAURI GIGANTEI;**

*e littoribus Occae.*



Fossilia Mosquensia.

Tab. V.




*Ammonites.*




*Fossilia Mosquensia.*

*Tab. VI.*

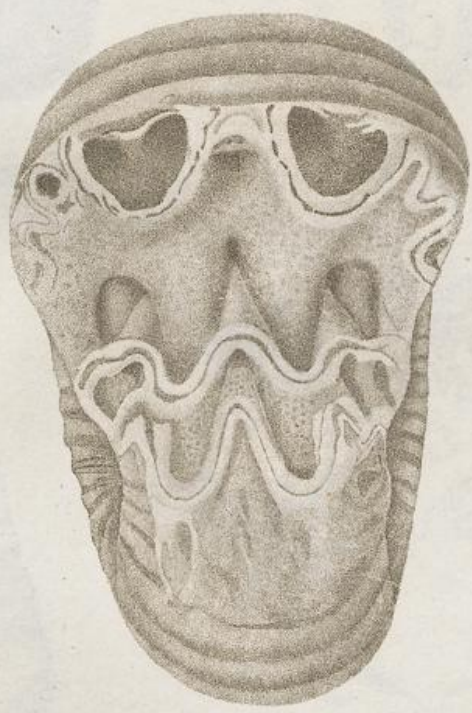



*Ammonites.*



*Fossilia Mosyruensis.*

*Tab. VII.*



*Orbulites columnata. Fisch.*

W. 17


*Chelonicus*



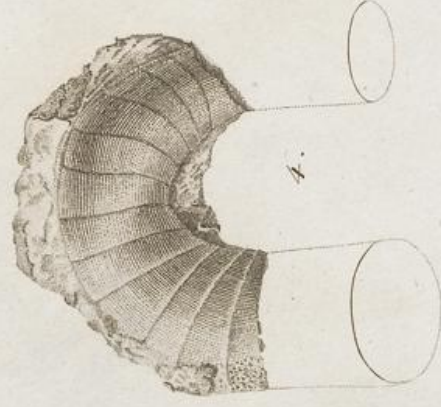

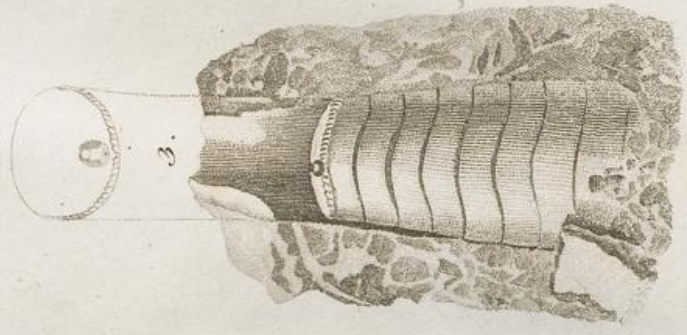
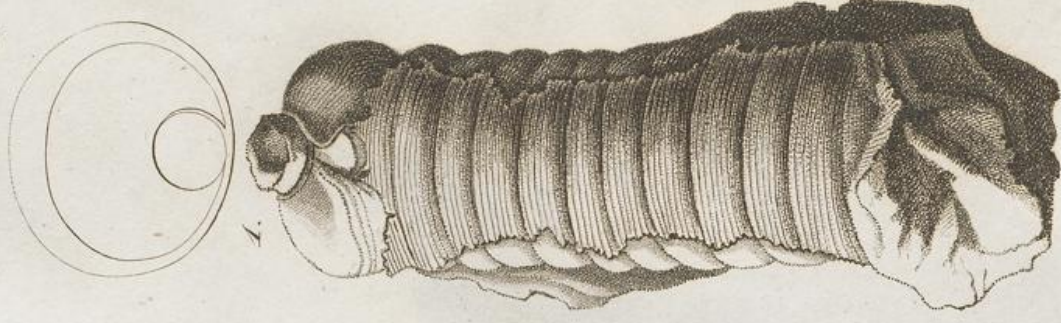
*Chelonicus*



*Ammonites.*



Fossilia Mosquensia.



1-3. Orthoceratites.

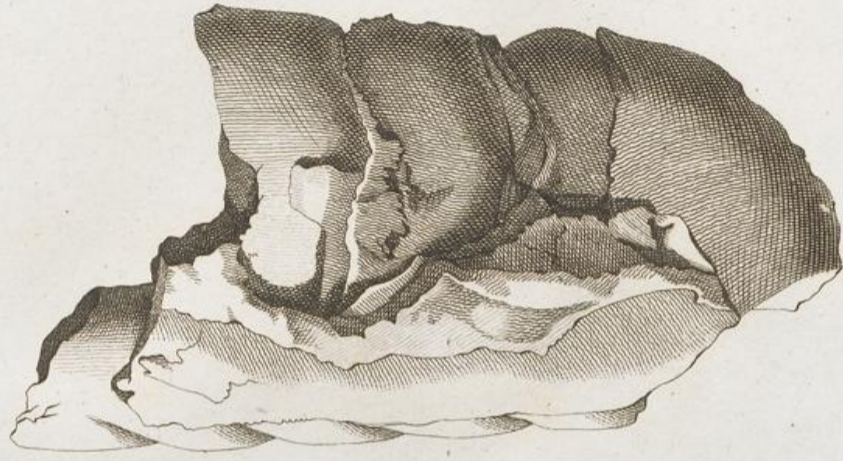
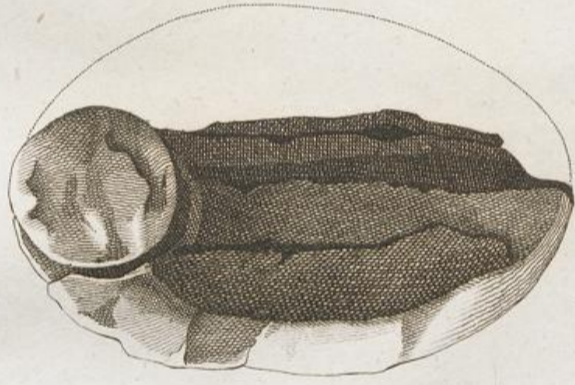
4. Hamites. Sow.



*Faint, illegible handwritten text, possibly a signature or date.*


*Fossilia Mosquensia.*

*Tab. X.*



*Orthocera spiralis. Fisch.*

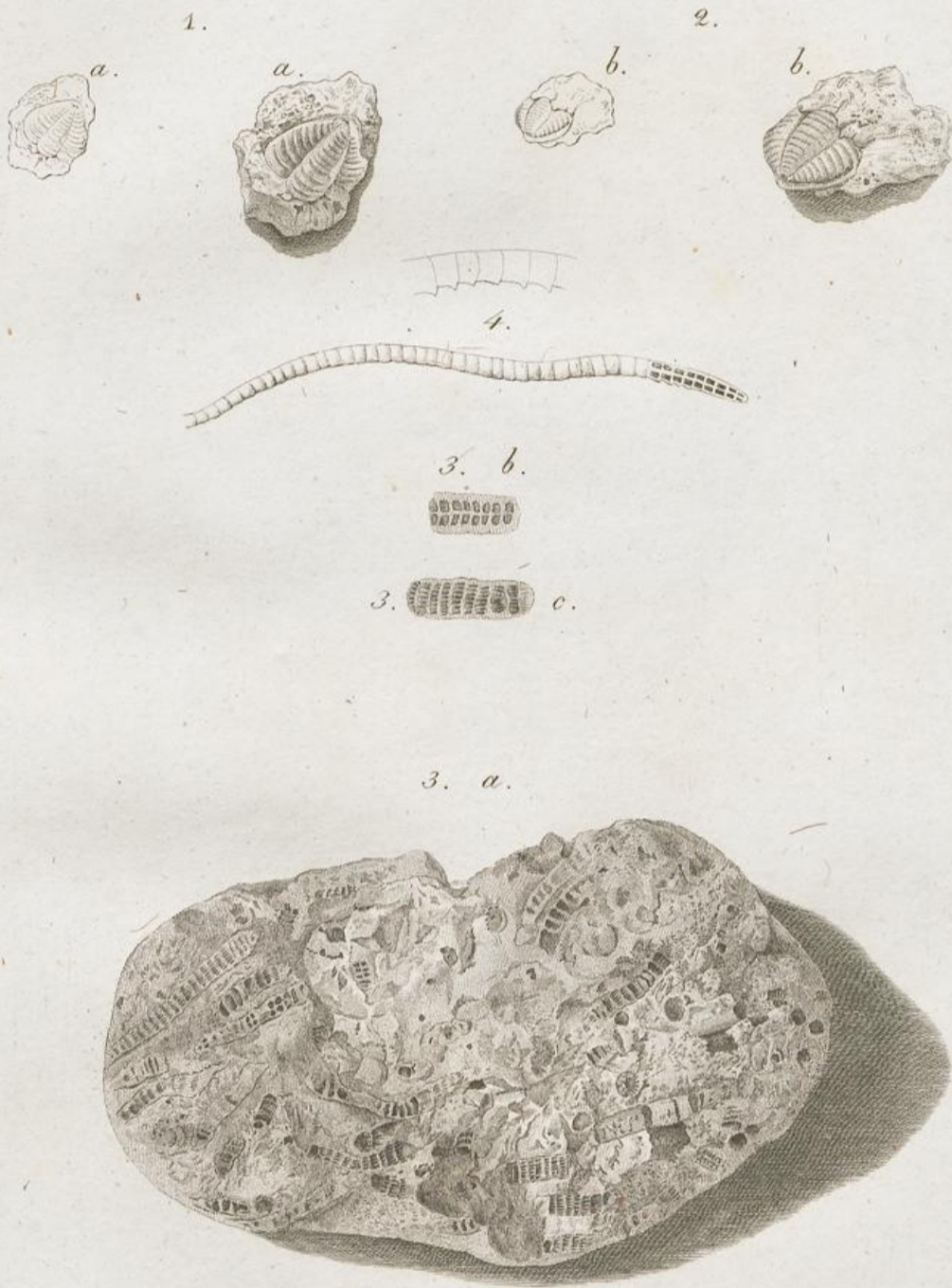




1-4. *Sannionites*. 5-7. *Epitonites*. 8-9. *Callirhoe*. Montf.


10. *Melia*. Fisch.

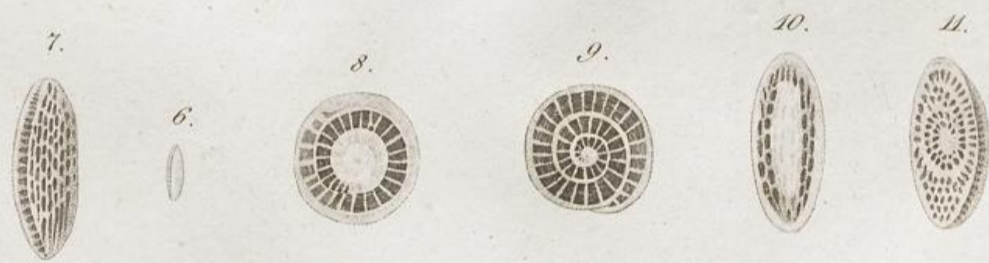





*M.F.S.*

*1. 2. Asaphus. Brongn. 3. Spirolinites. Lam!*






*Fusulina. Fisch.*  
1.-2 *cylindrica*. 6.-11 *depressa*.




*Fossilia Mosquensia.*

*Tab. XIV.*



*Cibicides Rozovii, Fisch.*




*Fossilia Mosyruensis.*

*Tab. XV.*



*Bellerophon. Montfort.*




*Fossilia Mosquensia.*

*Tab. XVI.*




*Nautilus costatus. Fisch.*






*Zeller sculpsit. 1825. Oeffhoff sculpsit.*

*Cochlitae.*  
*1-4. Euomphalus. Sow. 5-7. Pleurotomarium Desf.*





1-4. *Melix.* 5-9. *Planorbis.* 10-12. *Solarium.* 13. *Melanopsis.*




*Fossilia Mosquensia.*


*Tab. XIX.*




*Conchitae.*

*1. Unio. 2. Sutraria. 3. Arca. 4. Mytilus. 5. Gryphaea.*





1-3. *Inoceramus*. Brongn. 4. *Orthotetes*. Fisch.  
5-6. *Strophomena*. Raf. 7-8. *Strigocephalus*. DeFr.



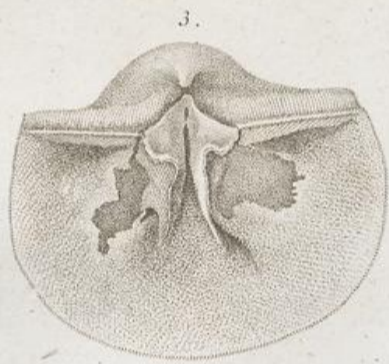
*Fossilia mosquensia.*

*Tab. XXI.*




*Leptaena variabilis.*






*Oeffhoff sculpt.*

*1. 2. 5. Leptaena 3. 4. Choristites.*



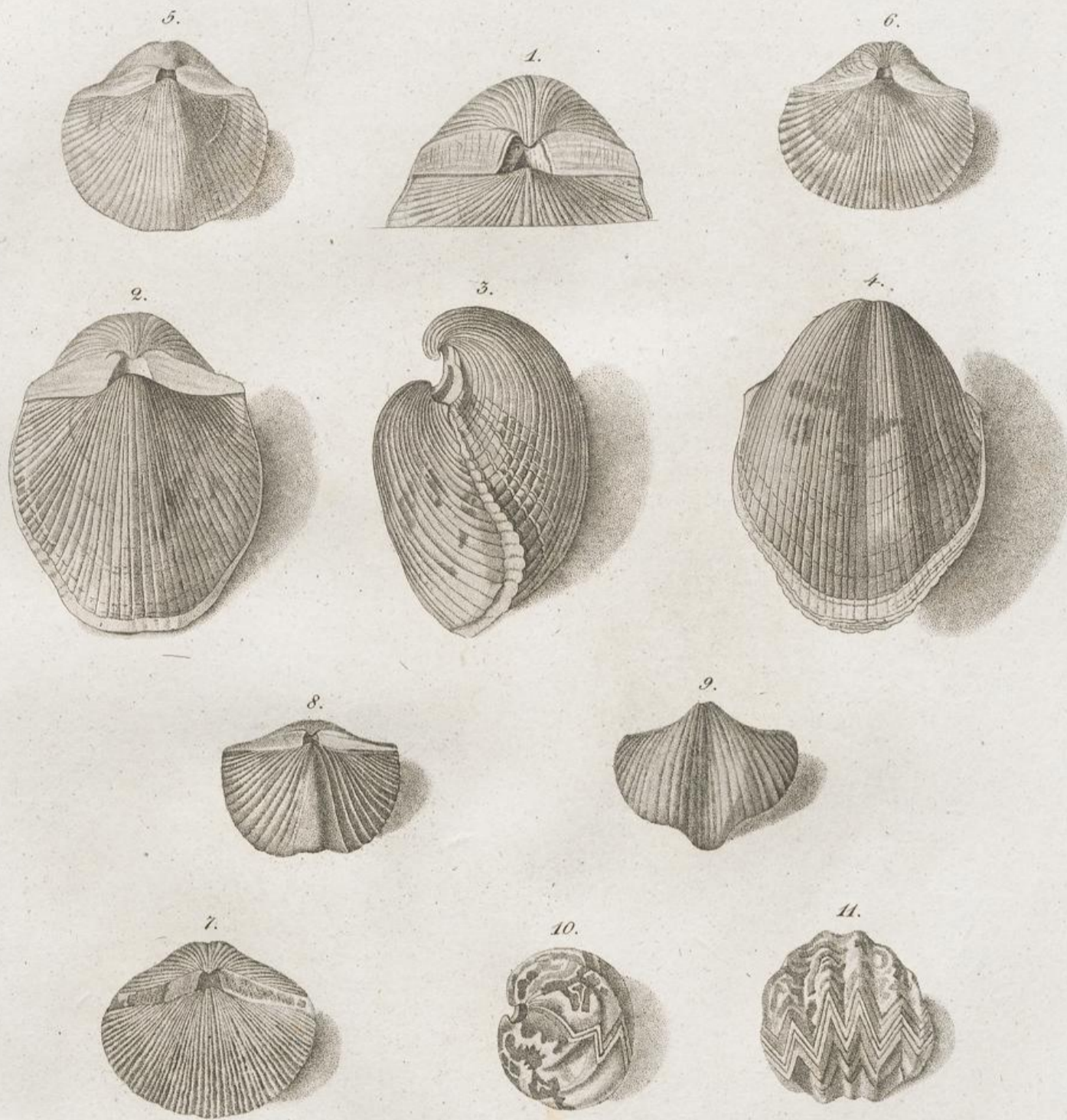


1.-7. *Terebratula*. Walch. 8. *Rhynchonella*. Fischer.





*Fossilia Mosquensia.*

*Tab. XXIV.*





*Choristites. Fischer.*






*Système apophysaire des Trébratules.*





1-5. *Productus*. Sowerby. 6. *Enteletes*. Fischer. 8, 9. *Chonetes*. Fischer.



*Fossilia Mosquensia.*


*Tab. XXVII.*



*WALLERITES paradoxa. Fischer.*


*Che. Fock. del.*

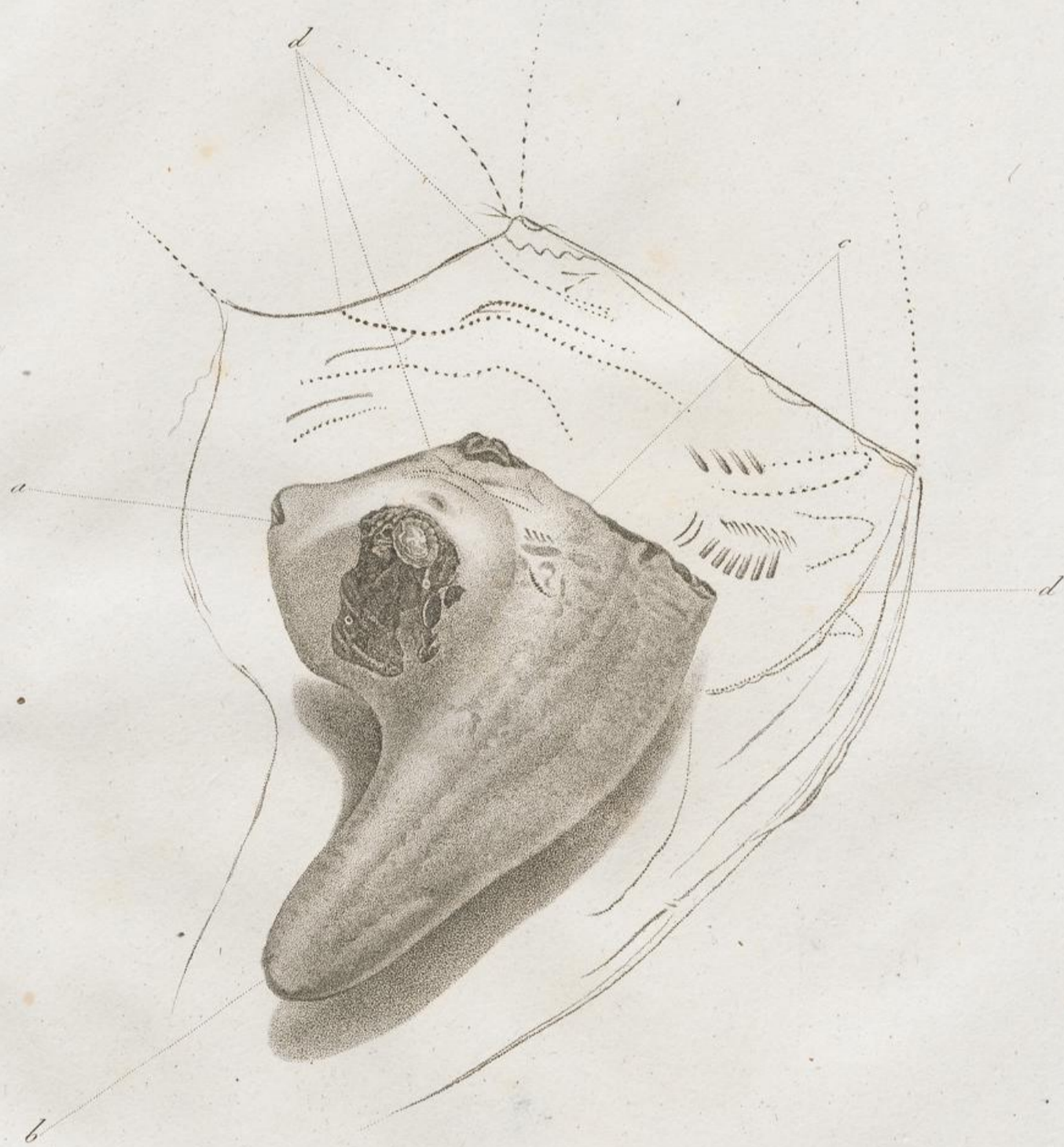
*A. Osipoff sculpsit.*






*Tripodetes, Fischer.*






*Enargetes. Fisch.*




*Fossilia Mosquensia.*

*Tab. XXX.*



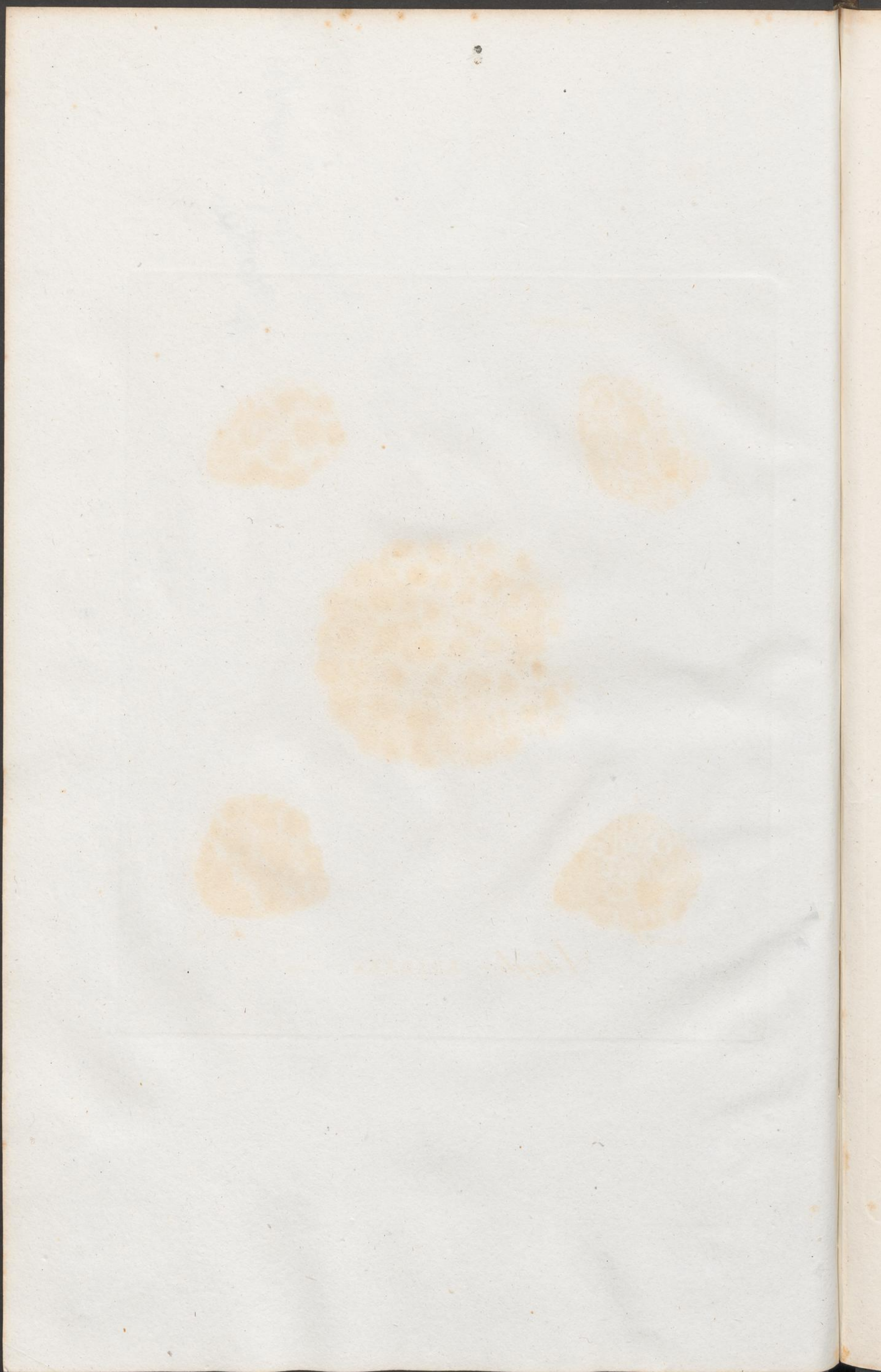




*Haller del.*


*A. Florow sculps.*

*Astroites.* ASTRAEA. *Lam.*




*Fossilia Mosquensia.*


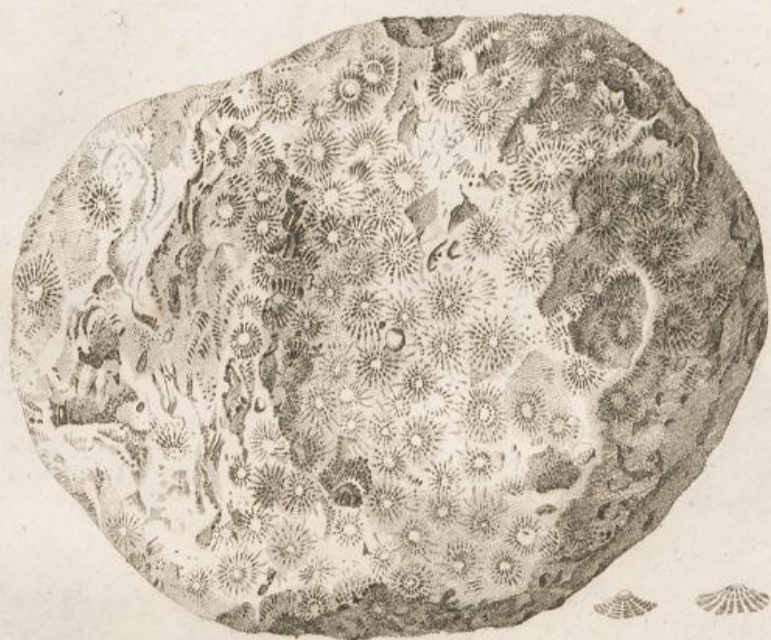
*Tab. XXXII.*




*A. Gronow sculp.*

*Hydnophora Demidovii. Fischer.*





*Hydnophora*  
1. *Humboldtii*. 2. *Freieslebenii*.





1.



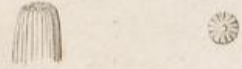
3.



2.




5.



*Hydnophora*


1. Mollii. 2. Cuvieri. 3. Henningii. 4. Esperii.  
5. Sternbergii.

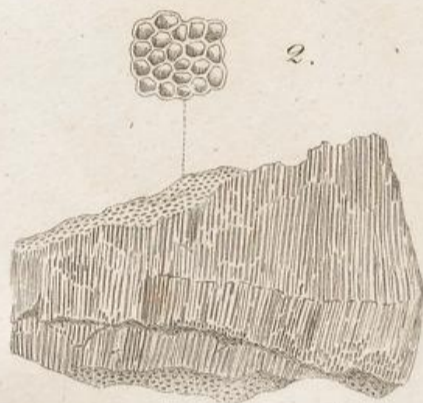
7






*Favosites. Lam.*



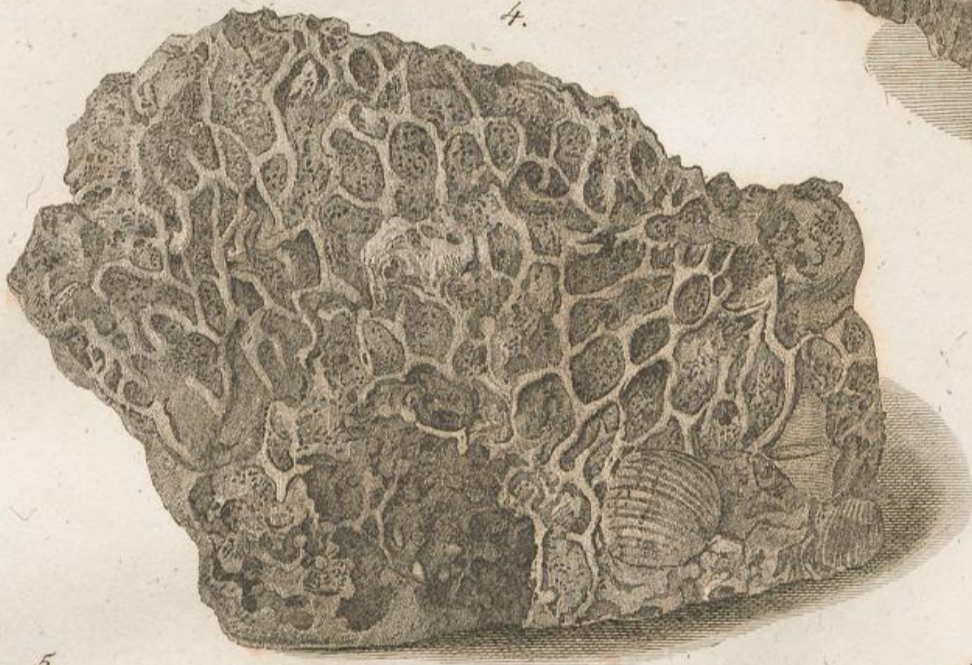


*Chactetes. Fischer.*




*Fossilia Mosquensia.*

*Tab. XXXVII.*




*M. H. sc.*

*Harmodites. Fischer.*





*Halysites. Fischer.*  
*Catenipora. Lamarck.*



Fossilia Mosquensia.

Tab. XXXIX.




C. Feltus del.


A. Plummer sculp.

Reteporites.



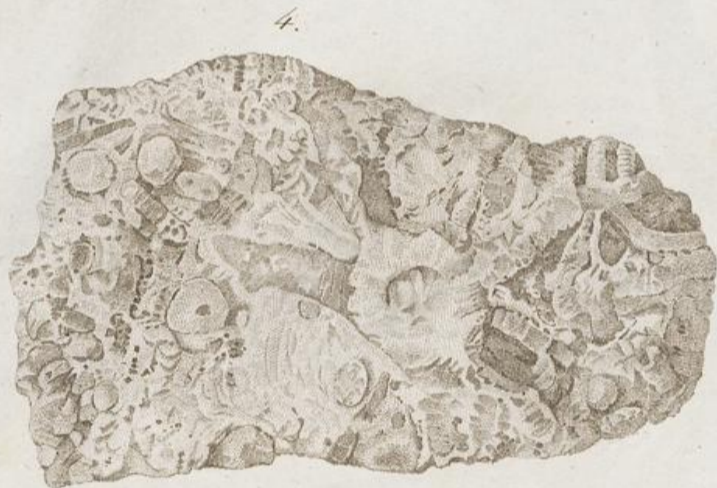


1...7. Encrinites. 8...15. Polycerus. Föcher.



*Fossilia Mosquensia.*

*Tab. XLI.*



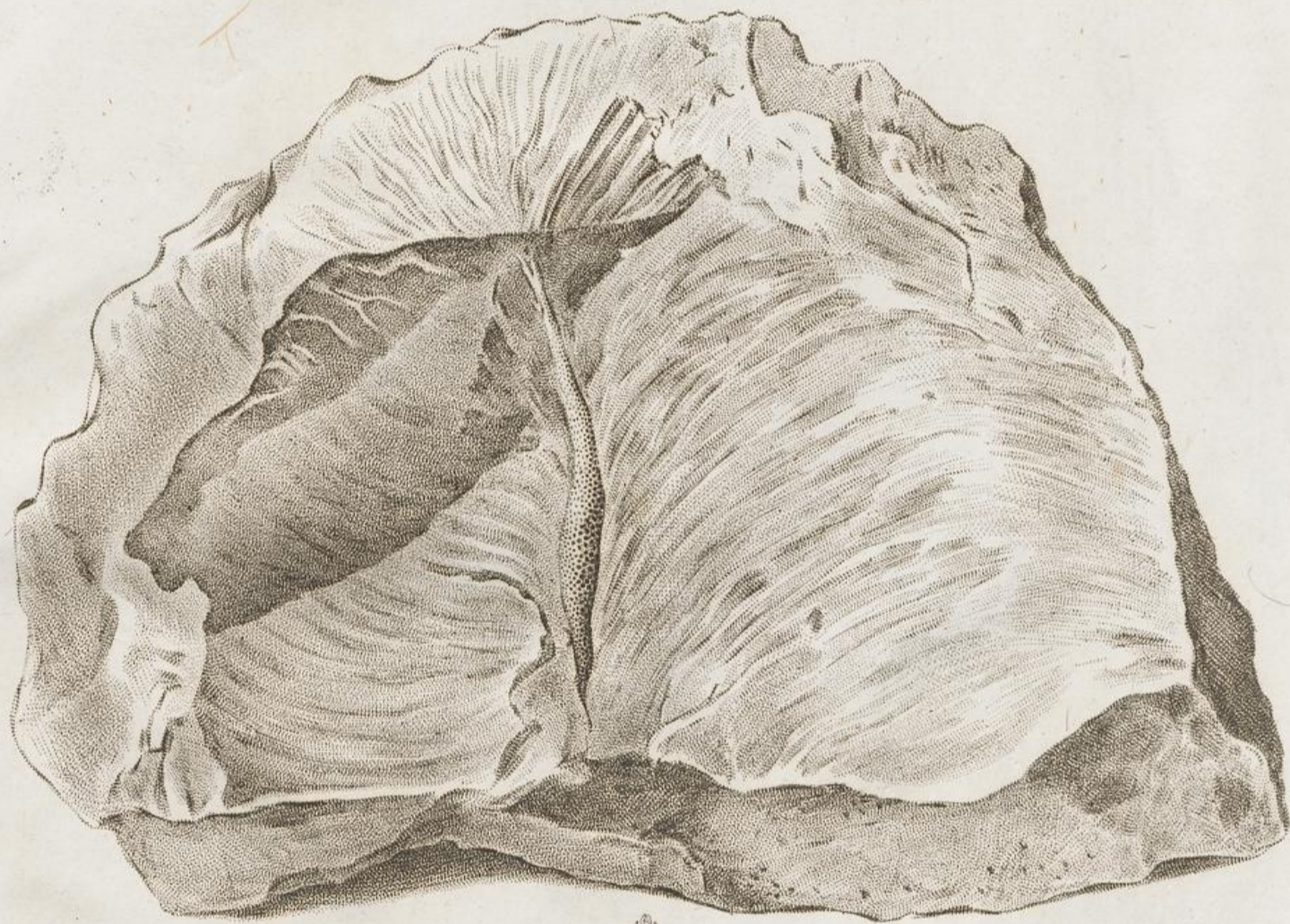
*M. Fl. sc.*

*Encrinites stoloniferus. Fischer.*



*Fossilia Mosquensia .*

*Tab. XLII.*



*Empreintes  
de poisson et de Lepidodendron.*




*Faint, illegible handwritten text, possibly a signature or date.*

*Fossilia Mosquensia.*

*Tab. XLIII.*



*Bois fossile.*




*Fossilia Mosquensia.*


*Tab. XLIV.*




*1. Fucoides. 2-4. Phyllites.*











*Fossilia Mosquensia.*

*Tab. XLVII.*



3

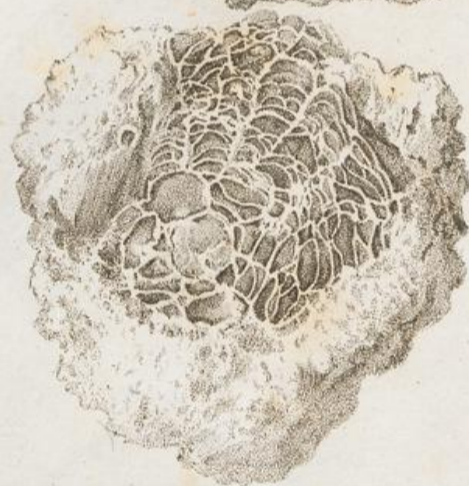
1851

1851

T

A

41



1. 2. *Cyathophyllum pyriforme.*

3. 4. *Siphonia radiata?*

*Hofmeier par. Alton. Zeller. 1836.*

*Oesthoff sculpsit.*

1773

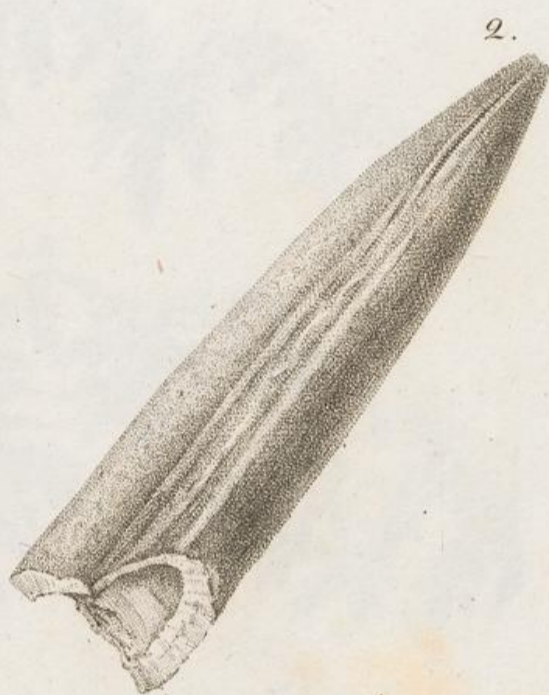
1773



Faint, illegible text or markings, possibly bleed-through from the reverse side of the page.

*Fossilia Mosquensis.*

*Tab. XLIX.*



*Bolonnites autensis, 1. 2. B. absolutus, 3. 4. Schizostoma Cistillus Brenni,  
5. Cirrus lactigatus, 6. Leptaena depressa, Dalm.*

PL. XLIX

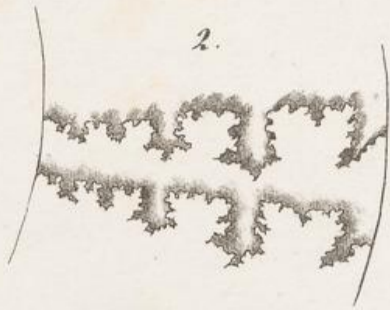
*Platystrophia*





*Platystrophia* ...  
*Platystrophia* ...



*Arietes.*



*Falciferi.*




*Amalthei.*



*Planulites.*



*Coronarii.*



*Armati.*



*Macrocephali.*



*Dentati.*



*Ornati.*



*Fossilia Mosquensis.*

*Tab. LI.*



1. *Baculites vertebralis*, Bl D  
2. 3. *Amphidonte Humboldtii*, Fischer 3<sup>e</sup> *Blainvillii* D  
4. *Coscinopora macropera*, Goldf D



*Faint, illegible handwritten text, possibly bleed-through from the reverse side of the page.*

*Faint, illegible text, possibly bleed-through from the reverse side of the page.*



